





	Phonics	English	Maths	Foundation subject
Monday	<p>Starter: Please at your common exception word mat. Please look at the year 1 side. Can you read all the year 1 words? Can you spell them all?</p> <p>Main activity:</p> <p>Today we are going to be looking at some of the common exception words on the year 2 side of your common exception word mat. Please watch the video below about common exception words.</p> <p><u>Year 2 Common Exception Words - YouTube</u></p> <p>Today we will be playing the 1-minute challenge. Pick a common exception word from the video. Put on a timer for one minute. How many times can you write your chosen word in one minute? You can do this for each of the words if you like.</p> <p>Then take your chosen word and come up with a sentence using that word. Maybe your sentence could link to our new topic 'magic and fantasy'. For example, The fairy was kind.</p>	<p>Complete the story mountain for the story The Wizard of Oz. Think about what happens during the different parts of the story and draw a picture that represents this in each box. After, label your pictures.</p>	<p>Starter: Watch the counting in 2s song below. <u>The Counting by Twos Song Counting Songs Scratch Garden - YouTube</u></p> <p>Main activity: This week in maths we are going to be looking at doubling.</p> <p>Watch the video about doubling below.</p> <p><u>11.05.20 Year 1 Maths-Doubling numbers to 20 - YouTube</u></p> <p>Play the jungle doubling race game.</p> <p>You could use objects from around the house, draw dienes or use a number line to help you double the numbers.</p> <p>Use the videos below to help you with the different addition strategies.</p> <p>Number line <u>Addition using a number line Addition for Kids - YouTube</u></p> <p>Dienes <u>Addition #1 - Using Dienes - YouTube</u></p>	<p>Create a book character of your choice out of a potato! Be as creative as possible and have fun! Mr St John and Mrs Chesterfield will have the tricky decision of choosing an EYFS/Key Stage 1 winner and a Key Stage 2 winner.</p> <p>Send in a photograph of your potato character stating who your character is by Thursday 11th March and we will announce the winners.</p>    <p><u>Discovery Class maths session 1:30-2:00 on teams.</u></p>

Tuesday	<p>Starter: It is really important that your child is able to name each of the letters of the alphabet as well as knowing the sounds each of the letters make, so today we are going to practise this.</p> <p>Sing along to the alphabet song, which can be found here. Alphabet Song BBC Super Movers - YouTube</p> <p>Main activity: Please watch the phonics video below. Lesson 16 - ve give - YouTube</p>	<p>Yesterday you completed a story mountain for the story The Wizard of Oz. Use this to help you write the introduction and build-up of the story. For example, for the introduction you would write about how the storm came and Dorothy's house flew up into the sky and she found herself in Oz. For the build-up you would write about she met a scarecrow, tinman and lion on the way to find the wizard in the emerald city.</p> <p>You might start with once upon a time, one day or a long long ago</p> <p>Can you include any an exclamation mark and question mark? For example, Dorothy's house landed with a bump! Quick to the cellar! Aunt Em shouted. Where are you going? Asked the floppy scarecrow. Can I come? asked the happy tinman.</p> <p>Please ensure all your sentences have capital letters, finger spaces and full stops. Please remember to use adjectives to describe characters and the setting and</p>	<p>Starter: Please play the hit the button doubles game. Hit the Button - Quick fire maths practice for 5-11 year olds (topmarks.co.uk)</p> <p>Main teaching: Please watch the video below and then complete the doubling representation worksheet. Relating multiplying by two to doubling (thenational.academy)</p>	<p>PSHE</p> <p>Think about what you do at home before you go to sleep. What time do you go to bed? What do you wear? Do you cuddle anything? Do you say prayers before you sleep? Do you dream?</p> <p>Find a comfy place to lie. Play a lullaby. Close your eyes and take slow deep breaths. We grow and our bodies repair themselves when we sleep. Sleeping is just as important and good for you as food and exercise. At the end of the lullaby pretend to wake up, yawn, stretch and start the day.</p> <p>Draw your favourite way to get to sleep. Write a sentence underneath about why sleep is important.</p>

		<p>vary your sentence starters. For example, then, next, after, finally, suddenly, It wasn't long before.</p> <p>Please remember to use your common exception word mat and phonics sound mat to support you with your spelling.</p>		
Wednesday	<p>Starter: Look at your common exception word mat and read all year 1 common exception words and the year 2 words we learnt on Monday.</p> <p>Main activity: Please watch the phonics video below Lesson 17 - se cheese - YouTube</p>	<p>Use your story mountain to write the problem part of the story.</p> <p>Can you include any an exclamation mark? For example, Get to work! Shouted the wicked witch angrily.</p> <p>Please ensure all your sentences have capital letters, finger spaces and full stops. Please remember to use adjectives to describe characters and the setting and vary your sentence starters. For example, then, next, after, finally, suddenly, It wasn't long before.</p> <p>Please remember to use your common exception word mat and phonics sound mat to support you with your spelling.</p>	<p>Starter: Please play the hit the button doubles game. Hit the Button - Quick fire maths practice for 5-11 year olds (topmarks.co.uk)</p> <p>Main teaching Watch the doubling and halving video below.</p> <p>Understanding the concept of half and double (thenational.academy)</p> <p>Please solve the doubling and halving word problems.</p>	<p>PE/Dance</p> <p>First enjoy joining in with this fun syllable song below Clap It Out - Blazer Fresh GoNoodle - Bing video and then enjoy the dance session below inspired by the story Room on the Broom. Room on the Broom. 1: Is there room on the broom? - BBC Teach</p> <p><u>6:00-6:30pm</u> <u>Discovery Class</u> <u>bedtime story in aid of world book day on teams.</u></p>

<p>Thursday</p>	<p>Today is world book day! Design your very own book mark so you can use this to know what page you are on when you are reading a book.</p> <p>Main activity: Please watch the phonics video below. Lesson 18 - se horse - YouTube</p>	<p>Complete the world book day character description worksheet about your favourite book character!</p> <p><u>Share your world book day costumes on teams at 11:00am. As always, there is no pressure to dress up, it is just a bit of fun! You can go 'full on' dress up if you wish or just wear a simple accessory – the choice is yours. We would also love you to send in a photo of yourself dressed up so we can share it on our website and add it to our reading display.</u></p>	<p>Starter: Watch and join in with the counting in 2s song below. The Counting by Twos Song Counting Songs Scratch Garden - YouTube</p> <p>Main teaching: Answer the problem solving and reasoning doubling problems. Please remember to use full sentences to explain your answer. Please make sure your sentences have capital letters, full stops and finger spaces.</p>	<p>We have been looking at the story the Wizard of Oz. Use the finger puppet templates to create the characters from the story. You can be as creative as you like decorating them. You can then use the puppets to retell the story.</p>
<p>Friday</p>	<p>Starter: This week you have been looking at the spellings which include the ea sound. Ask an adult to test you on these spellings.</p> <p>Main activity: Please watch the phonics video below Lesson 19 - ph phone - YouTube</p>	<p>Use your story mountain to support you to write the resolution and ending of your Wizard of Oz story.</p> <p>Can you include any an exclamation mark? For example, She's gone! Shouted Dorothy happily. Go to the good witch Glinda! Shouted the wonderful wizard.</p> <p>Please ensure all your sentences have capital letters, finger spaces and full stops. Please remember to use adjectives to describe characters and the setting and</p>	<p>Starter: Play the doubles game below Jungle Maths: Doubles to 10 - Improve My Maths Online Game (twinkl.co.uk)</p> <p>Main teaching: Can you remember how to correctly form numbers 0-9? Look at the number rhymes poster to remind yourself. Please make sure all your numbers are formed correctly and the correct way around.</p>	<p>Science</p> <p>Make your own bottle top castanet. What materials is it made from? Why are these materials useful for making this sound? For example, the metal is hard and makes a good sound when hit.</p> 

		<p>vary your sentence starters. For example, then, next, after, finally, suddenly, it wasn't long before.</p> <p>Please remember to use your common exception word mat and phonics sound mat to support you with your spelling.</p>	<p>Have a go at writing each number out 8 times.</p>	
--	--	---	--	--